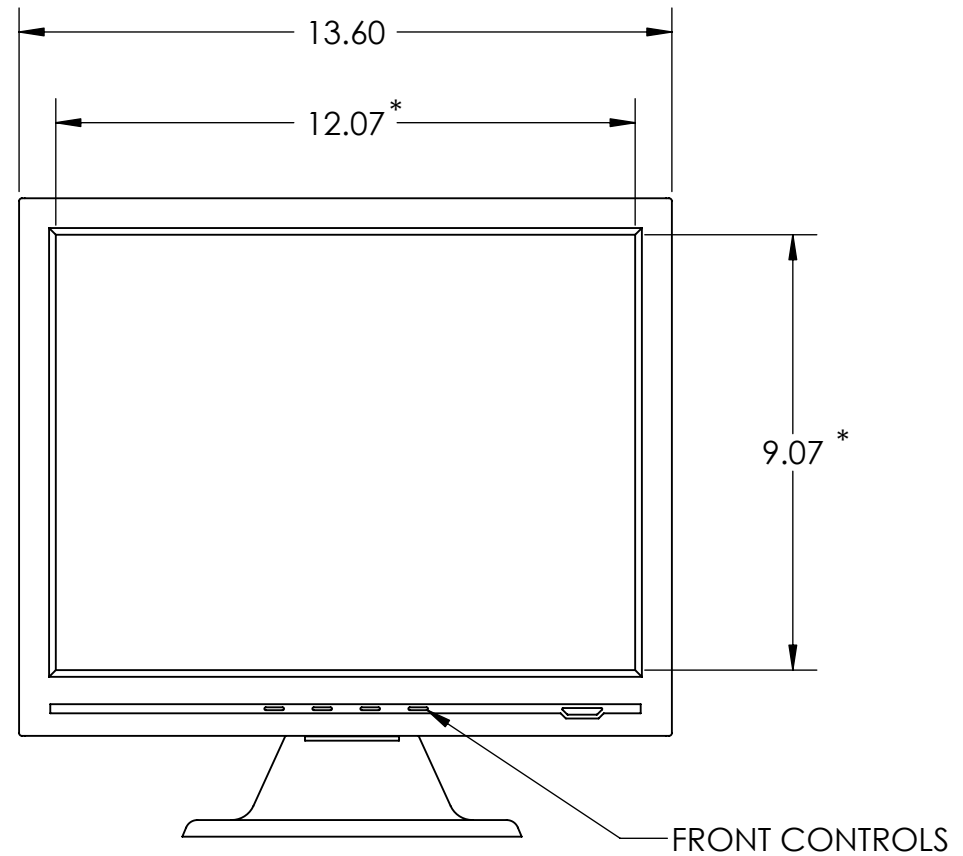
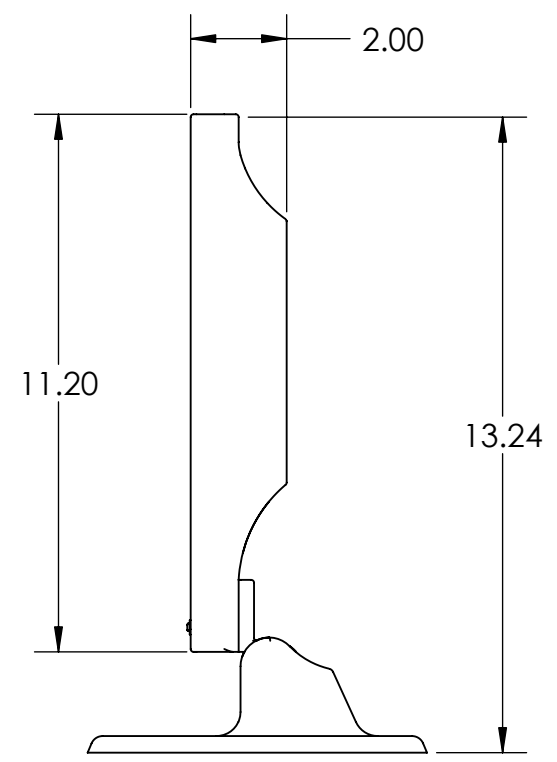


8 7 6 5 4 3 2 1

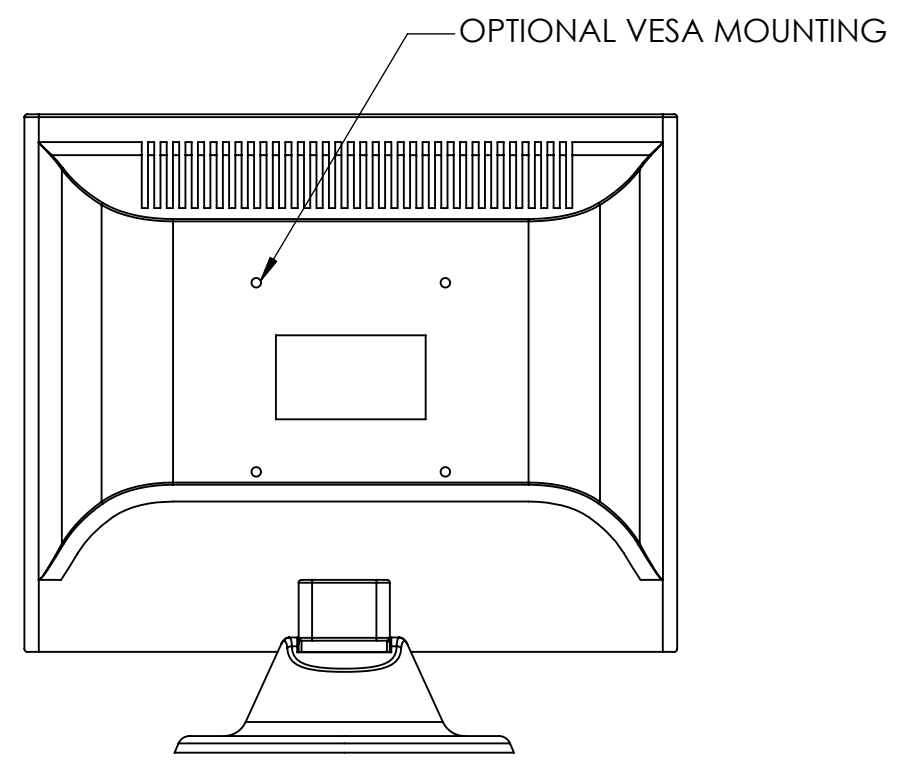
REVISIONS				
ZONE	REV.	DESCRIPTION	DATE	APPROVED
	A	PRODUCTION RELEASE	2/3/2007	



FRONT VIEW



SIDE VIEW



REAR VIEW

* VIEWING AREA

PROPRIETARY AND CONFIDENTIAL
 THE INFORMATION CONTAINED IN THIS DRAWING IS THE SOLE PROPERTY OF AYDIN DISPLAYS. ANY REPRODUCTION IN PART OR AS A WHOLE WITHOUT THE WRITTEN PERMISSION OF AYDIN DISPLAYS IS PROHIBITED.

		UNLESS OTHERWISE SPECIFIED:		NAME	DATE	<h2>Dynamic Displays</h2> <p>TITLE: OUTLINE DWG, 15" FLT/PNL, PLSTC CAB</p>		
		DIMENSIONS ARE IN INCHES		DRAWN	ARJ 2/03/07			
		TOLERANCES:		CHECKED				
		FRACTIONAL ±		ENG APPR.				
		ANGULAR: MACH ± BEND ± .5°		MFG APPR.				
		TWO PLACE DECIMAL ± .020		Q.A.		SIZE	DWG. NO.	REV
		THREE PLACE DECIMAL ± .010		COMMENTS:		B	0014113	A
		INTERPRET GEOMETRIC TOLERANCING PER:				SCALE: 1:4		SHEET 1 OF 1
		MATERIAL						
		FINISH						
NEXT ASSY	USED ON	APPLICATION		DO NOT SCALE DRAWING				

8 7 6 5 4 3 2 1